

CytoSorb®

Expanding the dimension
of blood purification



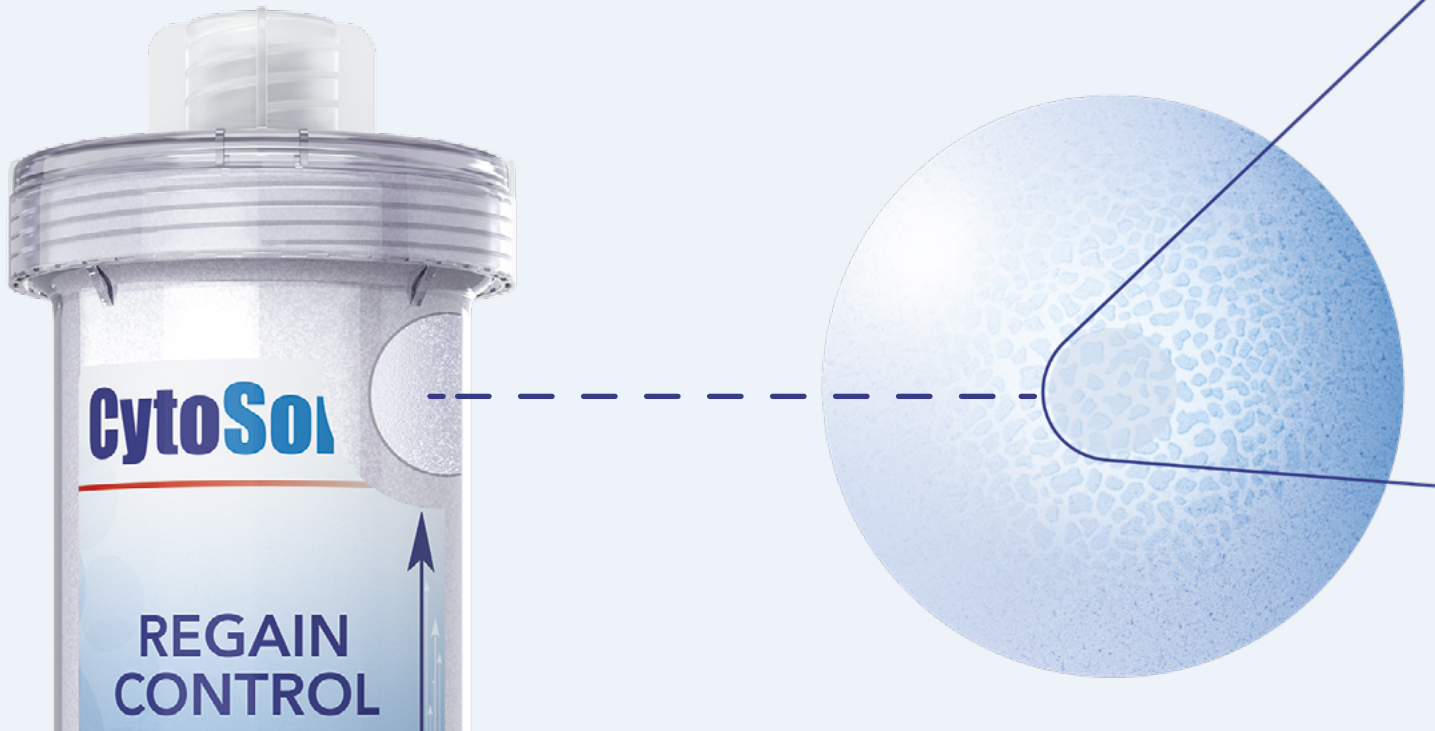
Restoring balance with hemoadsorption through removal of:

- Cytokines in intensive care and cardiac surgery^(1,2)
- Bilirubin in liver dysfunction⁽³⁾
- Myoglobin in rhabdomyolysis⁽⁴⁾
- Antithrombotics during cardiopulmonary bypass⁽⁵⁾

Protect your patients with CytoSorb®

CytoSorb® Therapy extracorporeal blood purification helps to restore balance:

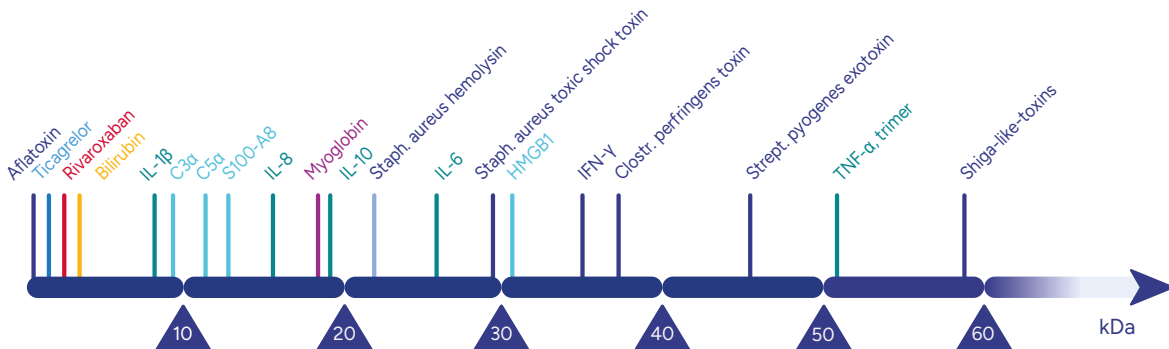
- in conditions with excessive levels of cytokines, bilirubin or myoglobin
- intraoperatively during cardio-pulmonary bypass (CPB) surgery for the removal of P2Y₁₂-inhibitor ticagrelor and/or Factor Xa-inhibitor rivaroxaban.



How CytoSorb® works

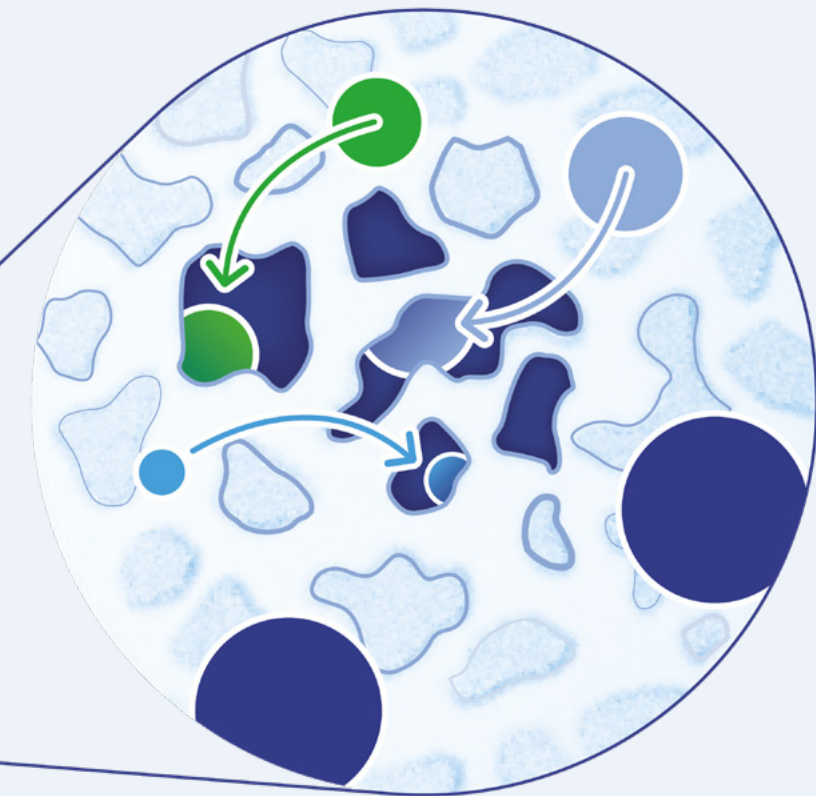
CytoSorb® is a technology complementary to dialysis. It removes a broad range of water-insoluble substances (hydrophobic) of small and middle sizes up to approx. 60kD.

The large adsorptive surface of the adsorber (45,000 sqm) contains a highly developed unique mesoporous pore structure, which allows removal of middle-sized as well as small (< 10 kDa) proteins.⁽⁶⁾



CytoSorb® specifically removes

- Cytokines
- Bilirubin
- Myoglobin
- Ticagrelor
- Rivaroxaban



Adsorption criteria


Hydrophobic attraction to surface




Size selection <60kDa



Concentration dependent



Before



After


Beads matter

- CytoSorb[®], tightly packed with porous polymer beads, facilitates substance removal through targeted adsorption to restore balance.
- It selectively captures molecules with hydrophobic structures while maintaining biocompatibility to prevent coagulation or complement system activation.
- This concentration dependent mechanism ensures efficient removal at high concentrations while preserving physiological mediators at lower concentrations to maintain normal bodily functions.

Proven safety

CytoSorb[®] has shown in clinical studies:

- concentration dependent removal⁽⁷⁾
- minimal removal of important substances such as albumin⁽⁸⁾
- no activation of the coagulation and complement systems^(9,10)



CytoSorb® flexible integration in essential platforms

The CytoSorb® cartridge is simple to use, quick to set up and easily integrated into any extracorporeal system either directly or via a bypass circuit:

- Whole blood purification without plasma separation
- Anticoagulation as usual (heparin, citrate)
- Blood flow 100-700 mL/min
- Simple priming within minutes, without the need for heparinization

RRT Pre Filter

Renal replacement therapy



Quick setup guide

cyto.zone/setup-pre/eng



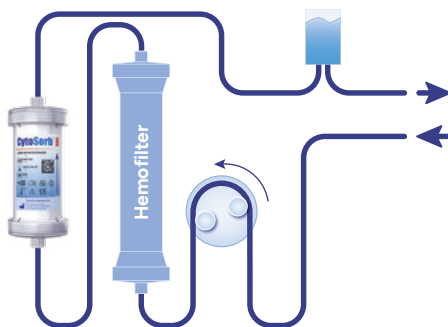
Video setup tutorial

cyto.zone/setup-pre-video/eng



RRT Post Filter

Renal replacement therapy



Quick setup guide

cyto.zone/setup-post/eng



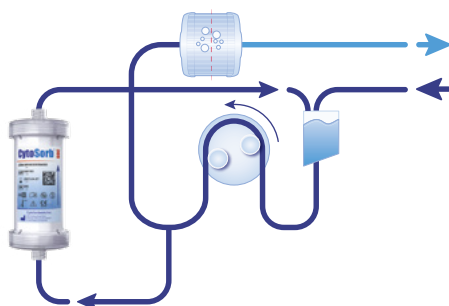
Video setup tutorial

cyto.zone/setup-post-video/eng



CPB

Cardiopulmonary bypass; Intraoperative use in cardiac surgery



Quick setup guide

cyto.zone/setup-cpb/eng



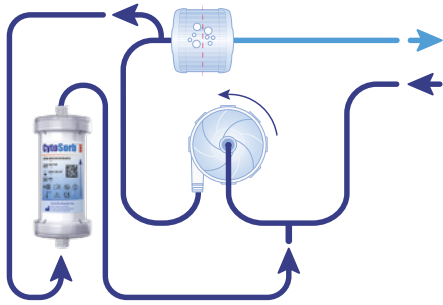
Video setup tutorial

cyto.zone/setup-cpb-video/eng



ECMO / ECLS

Extracorporeal membrane oxygenation / extracorporeal life support



Quick setup guide
cyto.zone/setup-ecmo/eng

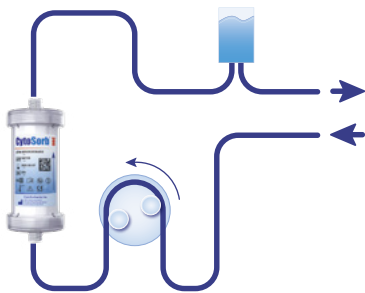


Video setup tutorial
cyto.zone/setup-ecmo-video/eng



Hemoadsorption with other platforms

Use of CRRT in hemoperfusion (HP) mode



Quick setup guide
cyto.zone/setup-hemo/eng

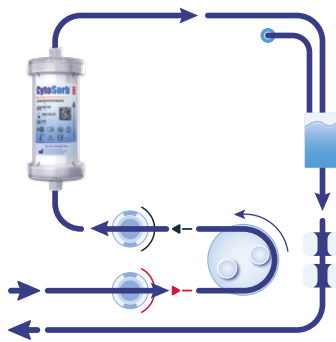


Video setup tutorial
cyto.zone/setup-hemo-video/eng



Hemoadsorption with PuriFi

Tailored platform for independent use



Quick setup guide
cyto.zone/setup-purifi/eng



Video setup tutorial
cyto.zone/setup-purifi-video/eng



Benefit from PuriFi

- ✓ Easy set up
- ✓ Intuitive use
- ✓ Automatic priming procedure
- ✓ Maintenance free pressure monitoring
- ✓ Independent, versatile, mobile

CytoSorb® Technical Data / Application

CE Certified / notified body / QM-System	YES / 0344 – DEKRA/ISO 13485						
Intended use	The CytoSorb Device (CytoSorb®) is a non-pyrogenic, sterile, single-use device containing adsorbent polymer beads designed to remove cytokines, and/or bilirubin, and/or myoglobin and/or P2Y ₁₂ inhibitor ticagrelor and/or rivaroxaban as blood passes through the device. CytoSorb® is placed in a blood pump circuit.						
Extracorporeal blood volume	150 ml						
Adsorbent / surface	Proprietary and patented cross-linked divinylbenzene polymer, exclusively developed and produced by CytoSorbents in the USA / 45,000m ² .						
Adsorption spectrum / biocompatibility	Adsorption midsize hydrophobic molecules up to a size of approximately 60kDa / Biocompatibility tested as required in ISO10993						
Mode of operation covered by IFU	Any extracorporeal blood circuit (hemoperfusion (HP)), intermittent hemodialysis (HD), continuous renal replacement therapy (CRRT), cardiopulmonary bypass (CPB), extracorporeal membrane oxygenation/ extracorporeal life support (ECMO/ECLS).						
Blood flow rates min-max	100 - 700 ml/min						
Pressure drop ΔP (Hct 32% \pm 3% at 37°C \pm 1°C)	<table><tr><td>Qb \leq 700 ml/min</td><td>140 mmHg</td></tr><tr><td>Qb \leq 500 ml/min</td><td>90 mmHg</td></tr><tr><td>Qb \leq 200 ml/min</td><td>30 mmHg</td></tr></table> <p style="text-align: right;"><i>Qb = blood flow</i></p>	Qb \leq 700 ml/min	140 mmHg	Qb \leq 500 ml/min	90 mmHg	Qb \leq 200 ml/min	30 mmHg
Qb \leq 700 ml/min	140 mmHg						
Qb \leq 500 ml/min	90 mmHg						
Qb \leq 200 ml/min	30 mmHg						
Priming fluid, procedure and duration	<p>Flushing with 2 liters of sterile isotonic saline (NaCl 0,9%). Priming takes approximately 5 minutes. CytoSorb® contains pre-loaded physiological saline with a pH level of 6.8 pre-flush. Heparin priming is NOT required to coat the bead surface prior to use.</p> <p>Use on heparin induced thrombocytopenia (HIT) patients if anticoagulated with citrate.</p>						
Max. pressure limit	760 mmHg						
Max. treatment time per device	Change CytoSorb® after 24 hours maximum. Change CytoSorb® every 12 hours for the first 24 hours if indicated by ongoing hemodynamic instability.						
Anticoagulation	Heparin or citrate						
Sterilization / shelf life / storage conditions	Gamma sterilization / 3 years / 1°C to 40°C						
Further details	Latex- and PHT free product						
GMDN-Code	34422 - Hemoperfusion system adsorption column						

Kits

A CytoSorb® Kit and a bag of saline solution and you're ready to go! The customized kits include the CytoSorb® adsorber and all accessories for integration into hemodialysis, hemofiltration, CPB or ECMO circuits according to manufacturer specifications. This gives you all the well-proven and documented benefits of CytoSorb® Therapy in one easy-to-use kit.

	Packaging unit	RRT Pre-Filter	RRT Post-Filter	CPB ECMO*
CytoSorb® Pre-Filter Kit	10 Kits			
CytoSorb® 300 Adsorber		✓		
CytoSorb® Pre-Filter Integration Adapter (1a)		✓		
CytoSorb® Pre-Filter Priming Set (1b)		✓		
CytoSorb® Post-Filter Kit	10 Kits			
CytoSorb® 300 Adsorber			✓	
CytoSorb® Post-Filter Integration Adapter (2a)			✓	
CytoSorb® Post-Filter Priming Set (2b)			✓	
CytoSorb® CPB Kit	10 Kits			
CytoSorb® 300 Adsorber				✓ ✓
CytoSorb® CPB/ECMO Priming Set				✓ ✓
CytoSorb® ECMO Connector *	6 Adapter			
CytoSorb® EC Connector Set				✓

Availability of treatment kits and accessories may vary by country. Please contact your CytoSorbents sales representative/distributor for more information.

* The separate ECMO connectors are used on ECMO systems during priming to create an interface for accessories. This allows for quick and easy CytoSorb® adsorber integration and replacement at any time.

CytoSorb®

Safe and effective removal of cytokines, myoglobin and bilirubin, as well as ticagrelor and rivaroxaban



Attenuation of hyperinflammation⁽¹⁾



Liver support in hepatic dysfunction⁽¹⁶⁾



Improvement of endothelial integrity and microcirculation⁽¹¹⁻¹³⁾



Kidney protection in rhabdomyolysis⁽¹⁷⁾



Hemodynamic stabilization in vasoplegic shock⁽¹⁴⁾



Reduction of bleeding complications in cardiac surgery patients on antithrombotics^(18, 19)



Lung function recovery in ARDS⁽¹⁵⁾

CytoSorb®

The most published adsorption therapy worldwide with a constantly GROWING BODY OF EVIDENCE



Explore our literature database: cyto.news/literature

Contact Us



cyto.news/contact

References:

1. Jansen et al., Crit Care 2023; 27(1):117
2. Diab et al., Circ 2022; 145(13):959-968
3. Scharf et al., Sci Rep 2021; 11(1):10190
4. Albrecht et al., Blood Purif 2024; 53(2):88-95
5. Hassan et al., JTCVS Open 2023; 15:190-196
6. Chen J et al, Regenerative Biomaterials 2017; 4(1):31-37
7. Waalders et al., Crit Care Med 2024; 52(4):e152-e153
8. Bernardi et al., Crit Care 2016; 20(1):96
9. Poli et al., Crit Care 2019; 23:108
10. Gleason et al., Sem Thorac Cardiovasc Surg 2019; 31(4):783-793
11. David et al., J Int Care 2017; 5:12
12. Kogelmann et al., J Clin Med 2024; 13(1):294
13. Soltész et al., J Clin Med 2022; 11(12):6517
14. Rugg C et al., Biomedicines 2020; 8(12):539
15. Szigetvary et al., Biomed 2023; 11(11):3068
16. Riva et al., J Artif Orgs 2023; epub
17. Grafe et al., Ren Fail 2023; 45(2):2259231
18. Hassan et al., Ann Thor Cardiovasc Surg 2022; 28(3):186-192
19. Hassan et al., Ann Thorac Surg 2019; 108(1):45-51